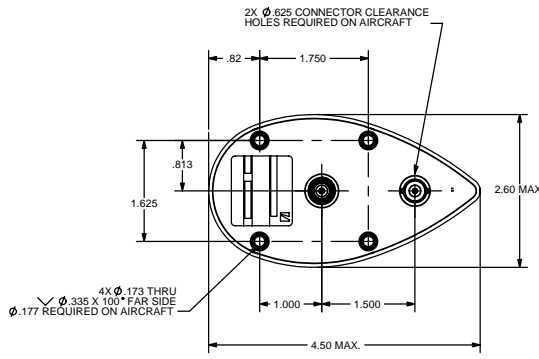
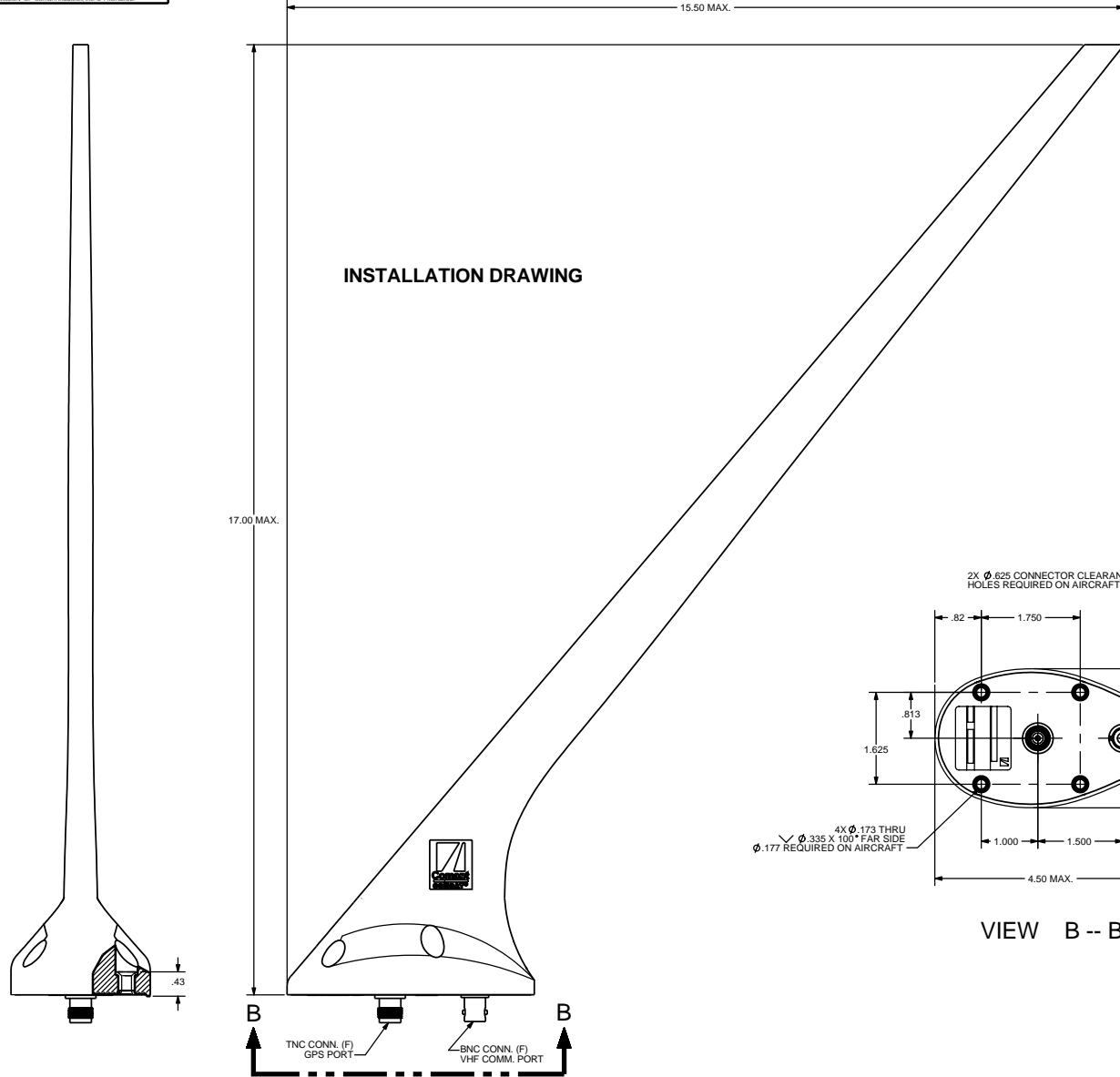


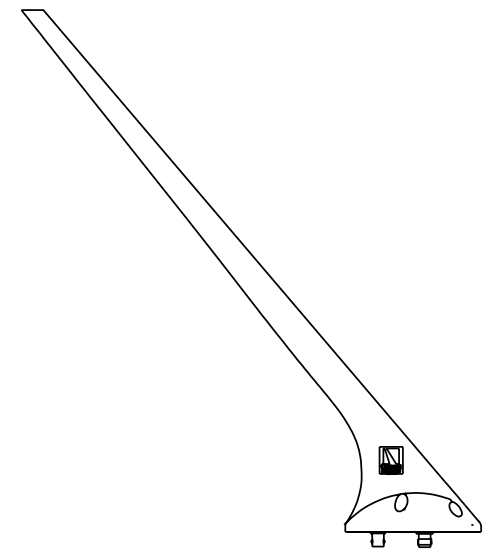
THE INFORMATION CONTAINED IN THIS DRAWING IS THE SOLE PROPERTY OF Comant Industries, Inc. ANY REPRODUCTION IN PART OR WHOLE WITHOUT THE WRITTEN PERMISSION OF Comant Industries, Inc. IS PROHIBITED.

REVISIONS			
LT#	DESCRIPTION	DATE	APPROVAL
A	RELEASED DRAWING	JF 06/16/06	JF 06/16/06
B	REF ECN 06-116	AV 10/04/06	AV 10/04/06
C	REF ECN 07-25	MN 2/12/07	AV 2/12/07

INSTALLATION DRAWING



VIEW B--B



SCALE 1:2

ASSEMBLY DRAWING No. D258006

UNLESS OTHERWISE SPECIFIED DIMENSIONS ARE IN INCHES TOLERANCES ON DECIMALS .XX ± .03 .XXX ± .010 FRACTIONS ± 1/16 ANGLES ± 1° MACHINE FINISH 125 ✓ PER ANSI-B46.1 REMOVE BURRS AND SHARP EDGES .015 MAX MEET DIMENSIONS BEFORE PLATING DIMENSIONS ARE PER ASME Y14.5M		CONTRACT NO.			
APPROVALS		DATE		GPS / VHF LIGHTNING - PROTECTED COMDAT @ ANTENNA	
DRAWN J. FRANKS		06/16/06			
CHECK D. HOLLOWAY		06/16/06			
ENGR D. HOLLOWAY		06/16/06			
MATERIAL:		MFG	M. EAVENSON	06/16/06	DWG. SIZE D
DO NOT SCALE DRAWING		QC	S. ADAMS	06/16/06	CODE IDENT 51351
					DWG. NO. CI 2580-200
					REV. C
					SCALE: FULL CAD FILE: --
					SHEET 1 OF 2

DWG. NO. CI 2580-200