



December 3, 2009

Notice to Sandel Dealers

Re: AML for STC ST01930LA

This STC AML is intended for installations of the SA4550 Primary Attitude Display in an aircraft listed in Table 1 where an existing Sperry, Collins, or King Attitude Indicator listed in Table 2 is being replaced.

All installations of the SN4500 Primary Navigation Display must still be approved through the Field Approval process in accordance with FSAW 95-09E. This document is included in the SN4500 Installation Manual

Please contact Sandel with any questions.

Phone: 877-726-3357 or 760-727-4900 ext. 2

Email: support@sandel.com

Sandel Avionics Inc.
2401 Dogwood Way
Vista, CA 92081

Tel 760-727-4900
Fax 760-727-4899
www.sandel.com

United States Of America
Department of Transportation - Federal Aviation Administration
Supplemental Type Certificate

Number **ST01930LA**

This Certificate issued to **Sandel Avionics, Inc.
2401 Dogwood Way
Vista, California 92083**

*certifies that the change in the type design for the following product with the limitations and conditions therefor as specified hereon meets the airworthiness requirements of Part * of the Regulations*

Original Product Type Certificate Number: * See attached Approved Model List (AML)
Make: No. ST01930LA for list of approved aircraft
Model: Models and applicable airworthiness regulations

Description of Type Design Change: **Installation of Sandel Avionics SA4550 Primary Attitude Display and SN4500 Primary Navigation Display in accordance with FAA Approved Sandel Avionics Approved Model List, Document No. ST12361LA-T-16, Revision "Orig.", dated June 15, 2007, or later FAA approved revision. FAA Approved Sandel Avionics SA4550 Airplane Flight Manual Supplement, Supplement No. ST12361LA-T-10, Revision "Orig.", dated June 4, 2007, or later FAA approved revision. FAA Approved Sandel Avionics SN4500 Airplane Flight Manual Supplement, Supplement No. ST12361LA-T-30, Revision "Orig.", dated October 30, 2006, or later FAA approved revision.**

Limitations and Conditions: **This approval should not be incorporated in any aircraft unless it is determined that the interrelationship between this installation and any previous approved configuration will not introduce any adverse effect upon the airworthiness of the aircraft. If the holder agrees to permit another person to use this certificate to alter the product, the holder must give the other person written evidence of that permission.**

This certificate and the supporting data which is the basis for approval shall remain in effect until surrendered, suspended, revoked or a termination date is otherwise established by the Administrator

Date of application: March 8, 2006

Date reissued: August 4, 2009

Date of issuance: October 30, 2006

Date amended: June 15, 2007, March 6, 2009



By direction of the Administrator

[Handwritten Signature]
(Signature)

Project Manager, Systems & Equipment Branch,
Los Angeles Aircraft Certification Office

(Title)

Any alteration of this certificate is punishable by a fine of not exceeding \$1,000, or imprisonment not exceeding 3 years, or both.

SANDEL AVIONICS INC.
2401 Dogwood Way
Vista, CA 92081
Telephone: (760) 727-4900
Facsimile: (760) 727-4899

DOCUMENT NO. ST12361LA-T-01

Revision Q

Project Numbers SA12723LA-T and SA13763LA-T

STC No. ST01930LA

MASTER DRAWING LIST **FAA APPROVED**

for

Make: CESSNA

JUL 25 2013

Model: S550

With

Los Angeles
Aircraft Certification Office

INITIALS:

BTJ/gnd
ANM-130L
REV "Q"
7/25/13

Sandel Avionics SA4550 Primary Attitude Display

&

SN4500 Primary Navigation Display

with

Optional Reversionary Attitude Display

&

SG102 Attitude Heading Reference System


PREPARED BY:



Varun Malik, Dir. of Certification.

Date May 31st 2013


REVIEWED BY:



Gerry Block, Dir. of Quality

Date 5/31/13

APPROVED BY:



Gerry Block, Dir. Eng.

Date 5/31/13

PROPRIETARY DATA

SANDEL AVIONICS proprietary rights are included in the information disclosed herein. Recipient by accepting this document agrees that neither this document nor the information disclosed herein nor any part thereof shall be reproduced or transferred to other documents or used or disclosed to others for manufacturing or for any other purpose except as specifically authorized in writing by SANDEL AVIONICS.

[This Page Intentionally Left Blank]

REVISIONS			
Rev	Date	Pages	Description of Change
Q	31-MAY-2013	Title 5,6	Updated Revision Updated AML/MDL Revision
P	13-FEB-2009	Title 5 5, 6, 7 7	Updated per project SA13763LA-T. Updated note 1 and added note 5. Updated drawing list and added items 21-28 in support of SN4500 Reversionary Attitude Installation with SG102 AHRS. Updated reference documents, added SG102 PG and IM.
O	N/A	N/A	Revision letter O not used.
N	15-OCT-2008	Title 4 5 6 All	Revision N change support Item 1, MDL revision update M to N Item 11 AML revision update F to G Reference docs moved to new page, no change in data. Headers and footers updated for revision N
M	14-AUG-2008	Title 4 5 All	Revision M change support Item 1, MDL revision update L to M Item 11 AML revision update E to F Headers and footers updated for revision M
L	22-JUL-2008	Title 4 5 5 5	Revision L change support MDL Revision update K to L Item 11 change revision from D to E Added items 11g to DRAWING LIST. Updated items 1 and 2 revisions REFERENCE DOCUMENTS list.
K	29-MAY-2008	Title 4 5 5	Revision K change support MDL Revision update J to K Item 11 change revision from C to D Added items 11f to DRAWING LIST.
J	03-MAR-2008	Title 4 5	Revision J change support MDL Revision update H to J Added items 11d and 11e to DRAWING LIST. Updated items 1 and 2 revisions REFERENCE DOCUMENTS list.
I	N/A	N/A	Revision letter I not used.
H	15-DEC-2007	Title 2 3 4-5 5	Revision H change support. Inserted blank page Revision page update Added items 2a, 2b, 5a, 5b, 6a, 6b, 7a, 7b, 9a, 9b, 10a, 10b. Updated items 1 and 11 New page, table extended across page boundary. SA4550 PG updated to Revision B2
G	12-OCT-2007	Title 3 3 3 3 3 4 4 4	Revision G change support of project AML update. Updated ST12361LA-T-01 revision Updated ST12361LA-T-16 revision Added ST12361LA-T-16-01 Added ST12361LA-T-16-02 Added ST12361LA-T-16-03 Updated 82010-IM revision Updated 82010-PG revision Format
F	15-JUN-2007	Title 3	Revision F change support of project SA12723LA-T Updated ST12361LA-T-08 revision.
E	15-JUN-2007	Title 3	Revision E change support of project SA12723LA-T Updated ST12361LA-T-07 and -08 revisions
D	21-MAY-2007	Title 3	Revision D change support of project SA12723LA-T Added FHA (SA4550) to drawing list Drawing List revision updates.

REVISIONS			
Rev	Date	Pages	Description of Change
C	02-MAR-2007	Title	Added reference to STC and change title to include SA4550.
		2	Updated revision
		3	Updated note 1 to include SA4550
		Footer	Format Added notes 3 and 4. Updated tables to include SA4550 documents. Format
B	19-OCT-2006	3 All	Drawing List revision updates. Format
A	26-AUG-2006	All	Initial Release

NOTES:

1. The Maintenance Instructions for Continued Airworthiness are contained in Sandel Avionics documents No. ST12361LA-T-05 for the SA4550, No. ST12361LA-T-25 for the SN4500, and No. ST12361LA-T-25 for the SG102 AHRS. The aircraft operator shall incorporate the changes and additions into the respective aircraft Wiring Diagram, Illustrated Parts List (IPC) and Maintenance Manual.
2. All electrical and mechanical system work shall be in accordance with AC43.13-() Latest Revision.
3. The SA4550 is approved for installation under STC: ST01930LA in other aircraft per the Approved Model List document No. ST12361LA-T-16.
4. The SA4550 and SN4500 are independent installations. Any combination, single, dual, left side, right side or both sides installation is approved.
5. FAA project number SA13763LA-T amended STC ST01930LA approving the installation of Sandel SN4500 Primary Navigation Display with Reversionary Attitude Mode using the Sandel SG102 AHRS as a primary heading source and/or reversionary attitude source for roll, pitch and lateral acceleration (slip/skid).

DRAWING LIST:

Item No.	Doc/Drawing #	Rev.	Description
1	ST12361LA-T-01	Q	Master Drawing List
2	ST12361LA-T-02	B	Ground Test Plan/Report (SA4550)
2a	ST12361LA-T-02-01	A	Ground Test Plan/Report for Make CESSNA Model Citation S550 with Sandel Avionics SA4550 Primary Attitude Display Installed on Left Side
2b	ST12361LA-T-02-02	A	Ground Test Plan/Report for Make CESSNA Model Citation S550 with Sandel Avionics SA4550 Primary Attitude Display Installed on Left and Right Side
3	ST12361LA-T-03	B	Flight Test Plan/Report (SA4550)
4	ST12361LA-T-05	A	SA4550 Primary Attitude Display Instructions for Continued Airworthiness
5	ST12361LA-T-06	B	Electrical Load Analysis
5a	ST12361LA-T-06-01	A	Electrical Load Analysis Single Installation
5b	ST12361LA-T-06-02	A	Electrical Load Analysis Dual Installation
6	ST12361LA-T-07	B	Cessna Citation S550 Wiring Diagram SA4550 Primary Attitude Display
6a	ST12361LA-T-07-01	A	Cessna Citation S550 Wiring Diagram SA4550 Primary Attitude Display Pilot Side Installation
6b	ST12361LA-T-07-02	A	Cessna Citation S550 Wiring Diagram SA4550 Primary Attitude Display Pilot/Co-Pilot Side Installation
7	ST12361LA-T-08	C	Installation - SA4550 Primary Attitude Display System Cessna Citation S550
7a	ST12361LA-T-08-01	A	Installation - SA4550 Primary Attitude Display System Cessna Citation S550 Pilot Side Installation
7b	ST12361LA-T-08-02	A	Installation - SA4550 Primary Attitude Display System Cessna Citation S550 Pilot/Co-Pilot Side Installation
8	ST12361LA-T-10	Original	Airplane Flight Manual Supplement or Supplemental Airplane Flight Manual for Sandel Avionics SA4550 Primary Attitude Display

Item No.	Doc/Drawing #	Rev.	Description
9	ST12361LA-T-12	B	Weight and Balance Report
9a	ST12361LA-T-12-01	A	Weight and Balance Report Single Installation
9b	ST12361LA-T-12-02	A	Weight and Balance Report Dual Installation
10	ST12361LA-T-15	B	Supplemental Electrical Load Chart
10a	ST12361LA-T-15-01	A	Supplemental Electrical Load Chart Single Installation
10b	ST12361LA-T-15-02	A	Supplemental Electrical Load Chart Dual Installation
11	ST12361LA-T-16	H (or later approved FAA revision)	FAA Approved Model List (AML) for STC ST01930LA Installation of Sandel SA4550 Primary Attitude Display and Installation of Sandel SN4500 Primary Navigation Display
11a	ST12361LA-T-16-01	A	Ground Test Procedures / Report for Sandel Avionics SA4550 Primary Attitude Display Installed in Mitsubishi MU-2B040
11b	ST12361LA-T-16-02	A	Ground Test Procedures / Report for Sandel Avionics SA4550 Primary Attitude Display Installed in Beechcraft King Air 200
11c	ST12361LA-T-16-03	A	Ground Test Procedures / Report for Sandel Avionics SA4550 Primary Attitude Display Installed in Cessna Citation 550
11d	ST12361LA-T-16-04	A	Ground Test Procedures / Report for Sandel Avionics SA4550 Primary Attitude Display Installed in Lear 25B
11e	ST12361LA-T-16-05	A	Ground Test Procedures / Report for Sandel Avionics SA4550 Primary Attitude Display Installed in Lear 25D
11f	ST12361LA-T-16-06	A	Ground Test Procedures / Report for Sandel Avionics SA4550 Primary Attitude Display Installed in Cessna Conquest II (441)
11g	ST12361LA-T-16-07	A	Ground Test Procedures / Report for Sandel Avionics SA4550 Primary Attitude Display Installed in Cessna 421B
12	ST12361LA-T-17	A	SA4550 Primary Attitude Display System Safety Assessment - Aircraft Level
13	ST12361LA-T-18	A	Functional Hazard Assessment, Aircraft Level for SA4550 Primary Attitude Display
14	ST12361LA-T-22	B	Ground Test Plan/Report (SN4500)
15	ST12361LA-T-23	B	Flight Test Plan/Report (SN4500)
16	ST12361LA-T-25	A	Instructions for Continued Airworthiness (SN4500)
17	ST12361LA-T-27	A	Cessna Citation S550 Wiring Diagram SN4500 EHSI
18	ST12361LA-T-28	A	Installation - Sandel SN4500 EHSI System Cessna Citation S550
19	ST12361LA-T-30	Original	FAA Approved Airplane Flight Manual Supplement for Sandel Avionics SN4500 Electronic Horizontal Situation Indicator (EHSI) Primary Navigation Display (PND) when installed in Cessna Citation Model S550 Aircraft
20	ST12361LA-T-31	B	Functional Hazard Assessment, System-Level ¹ for SN4500 EHSI Primary Navigation Display on Cessna Citation S550 Airplanes
21	ST12361LA-T-42	B	Ground Test Plan / Report for Make Cessna Model Citation S550 with Sandel Avionics SN4500 with Reversionary Attitude Mode and Sandel SG102 AHRS
22	ST12361LA-T-43	B	Flight Test Plan / Report for Make Cessna Model Citation S550

¹ The selected DER for evaluation of SSA with respect to the SA4500, has found that the complexity of this installation, per A.C. 25.1309-1A, does not rise to the level associated to an SSA being required. An FHA has been incorporated to replace the requirement for the safety acknowledgement portion of the PSCP.

Item No.	Doc/Drawing #	Rev.	Description
			with Sandel Avionics SN4500 with Reversionary Attitude Mode and Sandel SG102 AHRS
23	ST12361LA-T-45	A	SG102 Attitude Heading Reference System Instructions for Continued Airworthiness
24	ST12361LA-T-46	A	Electrical Loads Analysis
25	ST12361LA-T-47	A	Wiring Diagram, Sandel SG102 on Cessna Citation S550
26	ST12361LA-T-48	A	Installation, Sandel SG102 On Cessna Citation S550
27	ST12361LA-T-55	A	Supplemental Electrical Load Chart
28	ST12361LA-T-57	A	SN4500 EHSI Primary Navigation Display Reversionary Attitude Display Function with SG102 AHRS System Safety Assessment-Aircraft Level

REFERENCE DOCUMENTS:

Item	Doc #	Rev.	Description
1	82010-PG	D or later	SA4550 Pilot's Guide
2	82010-IM	F or later	SA4550 Installation Manual
3	82009-PG	D or later	SN4500 Pilot's Guide
4	82009-IM	D1 or later	SN4500 Installation Manual
5	82011-PG	D or later	SG102 Pilot's Guide
6	82011-IM	E or later	SG102 Installation Manual

FAA Approved Model List (AML)

For

STC ST01930LA

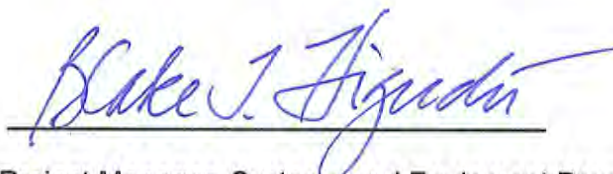
**Installation of Sandel SA4550 Primary Attitude Display
And
Installation of Sandel SN4500 Primary Navigation Display**

Document: ST12361LA-T-16

Revision: H

Date: May 31, 2013

APPROVED BY:



Project Manager, Systems and Equipment Branch
Federal Aviation Administration
Los Angeles Aircraft Certification Office
Transport Airplane Directorate

Original Issue Date: October 30, 2006

DATE: 7/25/13

LOG OF PAGES

REV	PAGE NO.	PAGE DATE	DESCRIPTION	FAA APPROVED
H	Title 1	05-31-13	Updated to revision H Added additional aircraft (Hawker) 1900C to Table 1 Update Issue Date on Title Page	
G	Title Log(i) 1 3 All	10-15-08 10-15-08 10-15-08 10-15-08	Update for revision G Update for revision G changes. Updated MDL reference. Added aircraft (Lear 31 & 31A) with Collins ADI 84A to Table 1. Update headers and footers.	
F	Title Log(i) 2 All	08-14-08 08-14-08 08-14-08 08-14-08	Update for revision F. Update for revision F changes. Added additional aircraft with KCI-310/310A to Table 1. Update headers and footers.	
E	Title Log(i) 4 16-18 19 All	07-22-08 07-22-08 07-22-08 07-22-08 07-22-08 07-22-08	Update for revision E. Update for revision E changes. Add aircraft with King KCI 310/310A to Table 1. Added King KCI 310/310A model part numbers to Table 2. Notes moved here. Update headers and footers.	
D	Title Log(i) 15	05-29-08 05-29-08 05-29-08	Update for revision D. Update for revision D changes and corrected Rev C page dates. Added Collins ADI 70C model part numbers to Table 2.	
C	Title Log(i) 1-4 9-15 15	02-28-08 02-28-08 02-28-08 02-28-08 02-28-08	Update for revision C. Update for revision C changes. Update/add aircraft models. Added Collins ADI 84, ADI84A and ADI329B-7R model part numbers to Table 2. Added note 2.	
B	1 11	12-15-07 12-15-07	Update MDL revision par. 1. Revised note.	
A	Title Log(i) 3 thru 11	10-12-07 10-12-07 10-12-07	Update for revision A. Update for revision A changes. Added Sperry AD-500A, 500B, 500C, AD-600, 600A, 600B, 600C, and Hz-454 model part numbers to Table 2. Added note for attitude comparator IO.	

Orig	Title	5-21-07	Original Issue.	
	Log (i)	5-21-07		
	1	5-21-07		
	2	5-21-07		
	3	5-21-07		
	4	5-21-07		
5	5-21-07			

For installation of Sandel SN4500 Primary Navigation Display, reference Sandel document ST12361LA-T-01 "Mater Drawing List", Revision Q dated May 31, 2013 or later approved FAA revision.

The SA4550 is approved for installation in the listed aircraft in Table 1 when replacing a listed display listed in Table 2.

Table 1: SA4550 Approved Aircraft Installations

Aircraft Make and Model Designation	Type Certificate Number	Certification Basis	Required Approved Data & Added Model Specific Limitations	AML Revision Level
Hawker Beechcraft (Raytheon Aircraft Corporation)				
(Diamond I/IA) MU-300	A14SW	FAR 25	ST12361LA-T-01 82010-IM	Original
(Beechjet/Diamond II) 400, MU-300-10	A16SW	FAR 25	ST12361LA-T-01 82010-IM	Original
(King Air) 65-90, 65-A-90, B-90, C-90A	3A20	CAR 3	ST12361LA-T-01 82010-IM	Original
(King Air) C90, E90	3A20	CAR 3	ST12361LA-T-01 82010-IM	C
(King Air) 100, A100, B100	A14CE	FAR 23	ST12361LA-T-01 82010-IM	Original
(King Air) 200, 200C, 200T, B200, B200T	A24CE	FAR 23 FAR 25	ST12361LA-T-01 82010-IM	Original
(King Air) B200C	A24CE	FAR 23 FAR 25	ST12361LA-T-01 82010-IM	C
(King Air) 300	A24CE	FAR 23 FAR 25	ST12361LA-T-01 82010-IM	C
(King Air) 300	A24CE	FAR 23 FAR 25	ST12361LA-T-01 82010-IM	C
(Hawker) 1900C	A24CE	FAR 23	ST12361LA-T-01 82010-IM	H
(Hawker) DH.125-1A, DH.125-3A/RA, DH.125-3A,, DH.125-400A, HS.125-700A	A3EU	CAR 4 CAR 10	ST12361LA-T-01 82010-IM	C
(Hawker) DH.125-1A/S-522, BH.125-400A, HS.125-600A	A3EU	CAR 10 FAR 25	ST12361LA-T-01 82010-IM	C
(Hawker) HS.125 F400B	A3EU	FAR 25	ST12361LA-T-01 82010-IM	C

Aircraft Make and Model Designation	Type Certificate Number	Certification Basis	Required Approved Data & Added Model Specific Limitations	AML Revision Level
Barron 58	3A16	CAR 3 FAR 23	ST12361LA-T-01 82010-IM	F
Barron 58P	A23CE	FAR 23	ST12361LA-T-01 82010-IM	F
Cessna Aircraft Company				
(Citation) 500, 550, S550, 560	A22CE	FAR 25	ST12361LA-T-01 82010-IM	Original
(Citation) 650	A9NM	FAR 25	ST12361LA-T-01 82010-IM	Original
(Citation) 501, 551	A27CE	FAR 23	ST12361LA-T-01 82010-IM	Original
(Conquest I) 425	A7CE	CAR 3 FAR 23	ST12361LA-T-01 82010-IM	Original
(Conquest II) 441	A28CE	FAR 23	ST12361LA-T-01 82010-IM	Original
(Golden Eagle) 421B, 421C	A7CE	CAR 3 FAR 23	ST12361LA-T-01 82010-IM	F
Mitsubishi Heavy Industries, Ltd.				
(MU-2) MU-2B-20, MU-2B-25, MU-2B-26, MU-2B-35, MU-2B-36	A2PC	CAR 3 CAR 10	ST12361LA-T-01 82010-IM	Original
(MU-2) MU-2B-26, MU-2B-26A, MU-2B-35, MU-2B-36, MU-2B-36A, MU-2B-40, MU-2B-60	A10SW	CAR 3	ST12361LA-T-01 82010-IM	Original
British Aerospace				
(Jetstream 31) Jetstream Series 3101	A21EU	FAR 23 FAR 25 FAR 21 (Sec. 21.29)	ST12361LA-T-01 82010-IM	Original
(Jetstream 32) Jetstream Series 3201	A56EU	FAR 23 FAR 21 (Sec. 21.29)	ST12361LA-T-01 82010-IM	C
Bombardier				
(Challenger 600) CL-600, (Challenger 601) CL-601	A21EA	FAR 25	ST12361LA-T-01 82010-IM	C
Avions Marcel Dassault - Breguet Aviation				

Aircraft Make and Model Designation	Type Certificate Number	Certification Basis	Required Approved Data & Added Model Specific Limitations	AML Revision Level
Falcon 10	A33EU	FAR 25	ST12361LA-T-01 82010-IM	Original
Dassault Aviation				
Falcon 20F	A7EU	FAR 25	ST12361LA-T-01 82010-IM	Original
Falcon 50	A46EU	FAR 25 FAR 21 (Sec. 21.29)	ST12361LA-T-01 82010-IM	C
Fan Jet Falcon	A7EU	FAR 25 CAR 4b	ST12361LA-T-01 82010-IM	C
(Falcon 20) Mystere-Falcon 20 E-5	A7EU	CAR 4b FAR 25	ST12361LA-T-01 82010-IM	C
Falcon 20C, 20D, 20E	A7EU	CAR 4b FAR 25	ST12361LA-T-01 82010-IM	C
Gulfstream Aerospace				
Gulfstream G-II, G-IIB, G-III	A12EA	FAR 25	ST12361LA-T-01 82010-IM	Original
(G-I) G-159	1A17	CAR 4b	ST12361LA-T-01 82010-IM	C
M7 Aerospace LP (Swearingen, Fairchild Aircraft Corporation)				
(Merlin) SA226-AT, SA226-T(B), SA227-TT, SA227-AT	A5SW	CAR 3 FAR 23	ST12361LA-T-01 82010-IM	C
(Merlin) SA26-T, SA26-AT, SA226-T	A5SW	CAR 3	ST12361LA-T-01 82010-IM	C
Learjet				
(Learjet) 24, 24A, 24B, 24D, 24E, 24F, 25, 25B, 25C, 25D, 28, 35, 35A, 36, 36A, 55	A10CE	FAR 25	ST12361LA-T-01 82010-IM	C
(Learjet) 23	A5CE	CAR 3	ST12361LA-T-01 82010-IM	C
(Learjet) 31, 31A	A10CE	FAR 25	ST12361LA-T-01 82010-IM	G

Aircraft Make and Model Designation	Type Certificate Number	Certification Basis	Required Approved Data & Added Model Specific Limitations	AML Revision Level
Lockheed				
(Jetstar) 1329-25	2A15	CAR 4b	ST12361LA-T-01 82010-IM	C
Piper Aircraft, Inc.				
(Cheyenne 400LS) PA-42-1000	A23SO	FAR 23	ST12361LA-T-01 82010-IM	C
(Cheyenne IIIA) PA-42-720	A23SO	FAR 23	ST12361LA-T-01 82010-IM	C
(Cheyenne I,IA) PA-31T1 (Cheyenne II) PA-31T (Cheyenne IIXL) PA-31T2	A8EA	CAR 23 FAR 23	ST12361LA-T-01 82010-IM	E
(Cheyenne III) PA-42	A23SO	FAR 23	ST12361LA-T-01 82010-IM	E
Twin Commander Aircraft Corporation (Gulfstream, Aero Commander, Rockwell)				
(Commander) 690A, 690C, 690D, 695, 695A	2A4	CAR 3 FAR 23	ST12361LA-T-01 82010-IM	C
(Turbo Commander) 690B	2A4	CAR 3 FAR 23	ST12361LA-T-01 82010-IM	E
Israel Aircraft Industries, Ltd				
(Jet Commander) 1121, 1121A (Westwind) 1124, 1124A	A2SW	CAR4b	ST12361LA-T-01 82010-IM	C
Sabreliner Corporation				
(Sabreliner) NA-265-40, NA-264-60	A2WE	CAR 4b FAR 25	ST12361LA-T-01 82010-IM	C
(Sabreliner 80, 80A) NA-265-80	A2WE	CAR 4b FAR 25	ST12361LA-T-01 82010-IM	E

TABLE 2: SA4550 APPROVED REPLACEMENTS

DISPLAY BEING REPLACED		REPLACEMENT	EXCEPTIONS	BEZEL COLOR
MODEL	PART NUMBER			
Sperry AD-500A	7000836-901	SA4550-000	NO EXPANDED LOCALIZER, STANDARD LOCALIZER ONLY, NO RISING RUNWAY, INTERNAL LIGHTING AND DIMMING	GRAY
	7000836-902	SA4550-001	NO EXPANDED LOCALIZER, STANDARD LOCALIZER ONLY, NO RISING RUNWAY, INTERNAL LIGHTING AND DIMMING	BLACK
	7000836-909	SA4550-000	NO EXPANDED LOCALIZER, STANDARD LOCALIZER ONLY, NO RISING RUNWAY, INTERNAL LIGHTING AND DIMMING	GRAY
	7000836-910	SA4550-001	NO EXPANDED LOCALIZER, STANDARD LOCALIZER ONLY, NO RISING RUNWAY, INTERNAL LIGHTING AND DIMMING	BLACK
	7000836-923	SA4550-000	NO EXPANDED LOCALIZER, STANDARD LOCALIZER ONLY, NO RISING RUNWAY, INTERNAL LIGHTING AND DIMMING	GRAY
	7000836-924	SA4550-001	NO EXPANDED LOCALIZER, STANDARD LOCALIZER ONLY, NO RISING RUNWAY, INTERNAL LIGHTING AND DIMMING	BLACK
Sperry AD-500B	7000836-903	SA4550-000	NO EXPANDED LOCALIZER, STANDARD LOCALIZER ONLY, RIGHT GLIDE SLOPE, NO RISING RUNWAY, INTERNAL LIGHTING AND DIMMING	GRAY
	7000836-904	SA4550-001	NO EXPANDED LOCALIZER, STANDARD LOCALIZER ONLY, RIGHT GLIDE SLOPE, NO RISING RUNWAY, INTERNAL LIGHTING AND DIMMING	BLACK
	7000836-911	SA4550-000	NO EXPANDED LOCALIZER, STANDARD LOCALIZER ONLY, RIGHT GLIDE SLOPE, NO RISING RUNWAY, INTERNAL LIGHTING AND DIMMING	GRAY
	7000836-912	SA4550-001	NO EXPANDED LOCALIZER, STANDARD LOCALIZER ONLY, RIGHT GLIDE SLOPE, NO RISING RUNWAY, INTERNAL LIGHTING AND DIMMING	BLACK
Sperry AD-500C	7000836-905	SA4550-000	NO EXPANDED LOCALIZER, STANDARD LOCALIZER ONLY, NO RISING RUNWAY, INTERNAL LIGHTING AND DIMMING	GRAY
	7000836-906	SA4550-001	NO EXPANDED LOCALIZER, STANDARD LOCALIZER ONLY, NO RISING RUNWAY, INTERNAL LIGHTING AND DIMMING	BLACK
	7000836-913	SA4550-000	NO EXPANDED LOCALIZER, STANDARD LOCALIZER ONLY, NO RISING RUNWAY, INTERNAL LIGHTING AND DIMMING	GRAY
	7000836-914	SA4550-001	NO EXPANDED LOCALIZER, STANDARD LOCALIZER ONLY, NO RISING RUNWAY, INTERNAL LIGHTING AND DIMMING	BLACK
	7000836-921	SA4550-000	NO EXPANDED LOCALIZER, STANDARD LOCALIZER ONLY, NO RISING RUNWAY, INTERNAL LIGHTING AND DIMMING, NO PITCH ATTITUDE TRIM	GRAY

DISPLAY BEING REPLACED		REPLACEMENT	EXCEPTIONS	BEZEL COLOR
MODEL	PART NUMBER			
	7000836-922	SA4550-001	NO EXPANDED LOCALIZER, STANDARD LOCALIZER ONLY, NO RISING RUNWAY, INTERNAL LIGHTING AND DIMMING, NO PITCH ATTITUDE TRIM	BLACK
Sperry AD-550A	7001182-901	SA4550-000	NO EXPANDED LOCALIZER, STANDARD LOCALIZER ONLY, INTERNAL LIGHTING AND DIMMING	GRAY
	7001182-902	SA4550-001	STANDARD LOCALIZER, INTERNAL LIGHTING AND DIMMING	BLACK
	7001182-909	SA4550-000	NO EXPANDED LOCALIZER, STANDARD LOCALIZER ONLY, INTERNAL LIGHTING AND DIMMING	GRAY
	7001182-910	SA4550-001	NO EXPANDED LOCALIZER, STANDARD LOCALIZER ONLY, INTERNAL LIGHTING AND DIMMING	BLACK
Sperry AD-550B	7001182-903	SA4550-000	NO EXPANDED LOCALIZER, STANDARD LOCALIZER ONLY, RIGHT GLIDE SLOPE, INTERNAL LIGHTING AND DIMMING	GRAY
	7001182-904	SA4550-001	NO EXPANDED LOCALIZER, STANDARD LOCALIZER ONLY, RIGHT GLIDE SLOPE, INTERNAL LIGHTING AND DIMMING	BLACK
	7001182-911	SA4550-000	NO EXPANDED LOCALIZER, STANDARD LOCALIZER ONLY, RIGHT GLIDE SLOPE, LEFT SPEED INDICATOR, INTERNAL LIGHTING AND DIMMING	GRAY
	7001182-912	SA4550-001	NO EXPANDED LOCALIZER, STANDARD LOCALIZER ONLY, RIGHT GLIDE SLOPE, LEFT SPEED INDICATOR, INTERNAL LIGHTING AND DIMMING	BLACK
Sperry AD-550C	7001182-905	SA4550-000	NO EXPANDED LOCALIZER, STANDARD LOCALIZER ONLY, INTERNAL LIGHTING AND DIMMING	GRAY
	7001182-906	SA4550-001	NO EXPANDED LOCALIZER, STANDARD LOCALIZER ONLY, INTERNAL LIGHTING AND DIMMING	BLACK
	7001182-913	SA4550-000	NO EXPANDED LOCALIZER, STANDARD LOCALIZER ONLY, INTERNAL LIGHTING AND DIMMING	GRAY
	7001182-914	SA4550-001	NO EXPANDED LOCALIZER, STANDARD LOCALIZER ONLY, INTERNAL LIGHTING AND DIMMING	BLACK
	7001182-916	SA4550-001	NO EXPANDED LOCALIZER, STANDARD LOCALIZER ONLY, INTERNAL LIGHTING AND DIMMING	BLACK
	7001182-917	SA4550-000	NO EXPANDED LOCALIZER, STANDARD LOCALIZER ONLY, INTERNAL LIGHTING AND DIMMING	GRAY
	7001182-918	SA4550-001	NO EXPANDED LOCALIZER, STANDARD LOCALIZER ONLY, INTERNAL LIGHTING AND DIMMING	BLACK

DISPLAY BEING REPLACED		REPLACEMENT	EXCEPTIONS	BEZEL COLOR
MODEL	PART NUMBER			
	7001182-919	SA4550-000	NO EXPANDED LOCALIZER, STANDARD LOCALIZER ONLY, INTERNAL LIGHTING AND DIMMING	GRAY
Sperry AD-600	4020547-901	SA4550-100	NO EXPANDED LOCALIZER, STANDARD LOCALIZER ONLY, NO RISING RUNWAY, NO RATE OF TURN, INTERNAL LIGHTING AND DIMMING	GRAY
	4020547-904	SA4550-101	NO EXPANDED LOCALIZER, STANDARD LOCALIZER ONLY, NO RISING RUNWAY, NO RATE OF TURN, INTERNAL LIGHTING AND DIMMING	BLACK
Sperry AD-600A	4020547-906	SA4550-100	NO EXPANDED LOCALIZER, STANDARD LOCALIZER ONLY, NO RISING RUNWAY, NO RATE OF TURN, INTERNAL LIGHTING AND DIMMING	GRAY
	4020547-907	SA4550-101	NO EXPANDED LOCALIZER, STANDARD LOCALIZER ONLY, NO RISING RUNWAY, NO RATE OF TURN, INTERNAL LIGHTING AND DIMMING	BLACK
	7000466-903	SA4550-100	NO EXPANDED LOCALIZER, STANDARD LOCALIZER ONLY, NO RISING RUNWAY, NO RATE OF TURN, INTERNAL LIGHTING AND DIMMING	GRAY
	7000466-904	SA4550-101	NO EXPANDED LOCALIZER, STANDARD LOCALIZER ONLY, NO RISING RUNWAY, NO RATE OF TURN, INTERNAL LIGHTING AND DIMMING	BLACK
	7000466-953	SA4550-100	NO EXPANDED LOCALIZER, STANDARD LOCALIZER ONLY, NO RISING RUNWAY, NO RATE OF TURN, INTERNAL LIGHTING AND DIMMING	GRAY
Sperry AD-600B	4020547-905	SA4550-100	NO EXPANDED LOCALIZER, STANDARD LOCALIZER ONLY, NO RISING RUNWAY, NO RATE OF TURN, INTERNAL LIGHTING AND DIMMING	GRAY
	4020547-908	SA4550-101	NO EXPANDED LOCALIZER, STANDARD LOCALIZER ONLY, NO RISING RUNWAY, NO RATE OF TURN, INTERNAL LIGHTING AND DIMMING	BLACK
	7000466-907	SA4550-100	NO EXPANDED LOCALIZER, STANDARD LOCALIZER ONLY, NO RISING RUNWAY, NO RATE OF TURN, INTERNAL LIGHTING AND DIMMING	GRAY
	7000466-908	SA4550-101	NO EXPANDED LOCALIZER, STANDARD LOCALIZER ONLY, NO RISING RUNWAY, NO RATE OF TURN, INTERNAL LIGHTING AND DIMMING	BLACK
	7000466-957	SA4550-100	NO EXPANDED LOCALIZER, STANDARD LOCALIZER ONLY, NO RISING RUNWAY, NO RATE OF TURN, INTERNAL LIGHTING AND DIMMING	GRAY

DISPLAY BEING REPLACED		REPLACEMENT	EXCEPTIONS	BEZEL COLOR
MODEL	PART NUMBER			
Sperry AD-600C	7000466-911	SA4550-100	NO EXPANDED LOCALIZER, STANDARD LOCALIZER ONLY, NO RISING RUNWAY, NO RATE OF TURN, INTERNAL LIGHTING AND DIMMING	GRAY
	7000466-912	SA4550-101	NO EXPANDED LOCALIZER, STANDARD LOCALIZER ONLY, NO RISING RUNWAY, NO RATE OF TURN, INTERNAL LIGHTING AND DIMMING	BLACK
	7000466-961	SA4550-100	NO EXPANDED LOCALIZER, STANDARD LOCALIZER ONLY, NO RISING RUNWAY, NO RATE OF TURN, INTERNAL LIGHTING AND DIMMING	GRAY
Sperry AD-650A	7000466-901	SA4550-100	NO EXPANDED LOCALIZER, STANDARD LOCALIZER ONLY, NO RATE OF TURN, INTERNAL LIGHTING AND DIMMING	GRAY
	7000466-902	SA4550-101	NO EXPANDED LOCALIZER, STANDARD LOCALIZER ONLY, NO RATE OF TURN, INTERNAL LIGHTING AND DIMMING	BLACK
	7000466-917	SA4550-100	NO EXPANDED LOCALIZER, STANDARD LOCALIZER ONLY, NO RISING RUNWAY, INTERNAL LIGHTING AND DIMMING	GRAY
	7000466-918	SA4550-101	NO EXPANDED LOCALIZER, STANDARD LOCALIZER ONLY, NO RISING RUNWAY, INTERNAL LIGHTING AND DIMMING	BLACK
	7000466-951	SA4550-100	NO EXPANDED LOCALIZER, STANDARD LOCALIZER ONLY, NO RATE OF TURN, INTERNAL LIGHTING AND DIMMING	GRAY
Sperry AD-650B	7000466-905	SA4550-100	NO EXPANDED LOCALIZER, STANDARD LOCALIZER ONLY, NO RATE OF TURN, INTERNAL LIGHTING AND DIMMING	GRAY
	7000466-906	SA4550-101	NO EXPANDED LOCALIZER, STANDARD LOCALIZER ONLY, NO RATE OF TURN, INTERNAL LIGHTING AND DIMMING	BLACK
	7000466-926	SA4550-101	NO EXPANDED LOCALIZER, STANDARD LOCALIZER ONLY, NO RATE OF TURN, INTERNAL LIGHTING AND DIMMING	BLACK
	7000466-946	SA4550-101	NO EXPANDED LOCALIZER, STANDARD LOCALIZER ONLY, NO RATE OF TURN, INTERNAL LIGHTING AND DIMMING	BLACK
	7000466-955	SA4550-100	NO EXPANDED LOCALIZER, STANDARD LOCALIZER ONLY, NO RATE OF TURN, INTERNAL LIGHTING AND DIMMING	GRAY
	7000466-966	SA4550-101	NO EXPANDED LOCALIZER, STANDARD LOCALIZER ONLY, NO RATE OF TURN, INTERNAL LIGHTING AND DIMMING	BLACK
	7000466-986	SA4550-101	NO EXPANDED LOCALIZER, STANDARD LOCALIZER ONLY, NO RATE OF TURN, INTERNAL LIGHTING AND DIMMING	BLACK
Sperry	7000466-909	SA4550-100	NO EXPANDED LOCALIZER, STANDARD LOCALIZER ONLY, NO RATE OF TURN, INTERNAL LIGHTING AND DIMMING	GRAY

DISPLAY BEING REPLACED		REPLACEMENT	EXCEPTIONS	BEZEL COLOR
MODEL	PART NUMBER			
AD-650C	7000466-910	SA4550-101	NO EXPANDED LOCALIZER, STANDARD LOCALIZER ONLY, NO RATE OF TURN, INTERNAL LIGHTING AND DIMMING	BLACK
	7000466-920	SA4550-101	NO EXPANDED LOCALIZER, STANDARD LOCALIZER ONLY, NO RATE OF TURN, INTERNAL LIGHTING AND DIMMING	BLACK
	7000466-959	SA4550-100	NO EXPANDED LOCALIZER, STANDARD LOCALIZER ONLY, NO RATE OF TURN, INTERNAL LIGHTING AND DIMMING	GRAY
Sperry HZ-454	4002531-454	SA4550-001	NO EXPANDED LOCALIZER, STANDARD LOCALIZER ONLY, STANDARD GLIDESLOPE (2 DOTS = 150 MV), NO RISING RUNWAY, INTERNAL LIGHTING AND DIMMING, NO PITCH SYNC	BLACK
	4002531-901	SA4550-000	NO EXPANDED LOCALIZER, STANDARD LOCALIZER ONLY, STANDARD GLIDESLOPE (2 DOTS = 150 MV), NO RISING RUNWAY, INTERNAL LIGHTING AND DIMMING	GRAY
	4002531-902	SA4550-001	NO EXPANDED LOCALIZER, STANDARD LOCALIZER ONLY, STANDARD GLIDESLOPE (2 DOTS = 150 MV), NO RISING RUNWAY, INTERNAL LIGHTING AND DIMMING, NO PITCH SYNC	BLACK
	4002531-903	SA4550-001	NO EXPANDED LOCALIZER, STANDARD LOCALIZER ONLY, STANDARD GLIDESLOPE (2 DOTS = 150 MV), NO RISING RUNWAY, INTERNAL LIGHTING AND DIMMING	BLACK
	4002531-904	SA4550-000	NO EXPANDED LOCALIZER, STANDARD LOCALIZER ONLY, STANDARD GLIDESLOPE (2 DOTS = 150 MV), NO RISING RUNWAY, INTERNAL LIGHTING AND DIMMING	GRAY
	4002531-905	SA4550-001	NO EXPANDED LOCALIZER, STANDARD LOCALIZER ONLY, STANDARD GLIDESLOPE (2 DOTS = 150 MV), NO RISING RUNWAY, INTERNAL LIGHTING AND DIMMING	BLACK
Collins ADI 84	787-6173-001	SA4550-401	INTERNAL LIGHTING AND DIMMING. NO EXPANDED LOCALIZER, STANDARD LOCALIZER ONLY (Full scale 2 dots = 150mv).STANDARD GLIDESLOPE (Full scale 2 dots = 150mv).	BLACK
	787-6173-002	SA4550-401	INTERNAL LIGHTING AND DIMMING.NO EXPANDED LOCALIZER, STANDARD LOCALIZER ONLY (Full scale 2 dots = 150mv).STANDARD GLIDESLOPE (Full scale 2 dots = 150mv).	BLACK
	787-6173-003	SA4550-400	INTERNAL LIGHTING AND DIMMING.NO EXPANDED LOCALIZER, STANDARD LOCALIZER ONLY (Full scale 2 dots = 150mv).STANDARD GLIDESLOPE (Full scale 2 dots = 150mv).	GRAY

DISPLAY BEING REPLACED		REPLACEMENT	EXCEPTIONS	BEZEL COLOR
MODEL	PART NUMBER			
	787-6173-004	SA4550-400	INTERNAL LIGHTING AND DIMMING.NO EXPANDED LOCALIZER, STANDARD LOCALIZER ONLY (Full scale 2 dots = 150mv).STANDARD GLIDESLOPE (Full scale 2 dots = 150mv).	GRAY
	787-6173-005	SA4550-401	INTERNAL LIGHTING AND DIMMING.NO EXPANDED LOCALIZER, STANDARD LOCALIZER ONLY (Full scale 2 dots = 150mv).STANDARD GLIDESLOPE (Full scale 2 dots = 150mv).	BLACK
	787-6173-006	SA4550-401	INTERNAL LIGHTING AND DIMMING.NO EXPANDED LOCALIZER, STANDARD LOCALIZER ONLY (Full scale 2 dots = 150mv).STANDARD GLIDESLOPE (Full scale 2 dots = 150mv).	BLACK
	787-6173-007	SA4550-400	INTERNAL LIGHTING AND DIMMING.NO EXPANDED LOCALIZER, STANDARD LOCALIZER ONLY (Full scale 2 dots = 150mv).STANDARD GLIDESLOPE (Full scale 2 dots = 150mv).	GRAY
	787-6173-008	SA4550-400	INTERNAL LIGHTING AND DIMMING.NO EXPANDED LOCALIZER, STANDARD LOCALIZER ONLY (Full scale 2 dots = 150mv).STANDARD GLIDESLOPE (Full scale 2 dots = 150mv).	GRAY
	787-6173-011	SA4550-401	INTERNAL LIGHTING AND DIMMING.NO EXPANDED LOCALIZER, STANDARD LOCALIZER ONLY (Full scale 2 dots = 150mv).STANDARD GLIDESLOPE (Full scale 2 dots = 150mv).	BLACK
	787-6173-012	SA4550-401	INTERNAL LIGHTING AND DIMMING.NO EXPANDED LOCALIZER, STANDARD LOCALIZER ONLY (Full scale 2 dots = 150mv).STANDARD GLIDESLOPE (Full scale 2 dots = 150mv).	BLACK
	787-6173-013	SA4550-400	INTERNAL LIGHTING AND DIMMING.NO EXPANDED LOCALIZER, STANDARD LOCALIZER ONLY (Full scale 2 dots = 150mv).STANDARD GLIDESLOPE (Full scale 2 dots = 150mv).	GRAY
	787-6173-014	SA4550-400	INTERNAL LIGHTING AND DIMMING.NO EXPANDED LOCALIZER, STANDARD LOCALIZER ONLY (Full scale 2 dots = 150mv).STANDARD GLIDESLOPE (Full scale 2 dots = 150mv).	GRAY
	787-6173-015	SA4550-401	INTERNAL LIGHTING AND DIMMING.NO EXPANDED LOCALIZER, STANDARD LOCALIZER ONLY (Full scale 2 dots = 150mv).STANDARD GLIDESLOPE (Full scale 2 dots = 150mv).	BLACK
	787-6173-016	SA4550-401	INTERNAL LIGHTING AND DIMMING.NO EXPANDED LOCALIZER, STANDARD LOCALIZER ONLY (Full scale 2 dots = 150mv).STANDARD GLIDESLOPE (Full scale 2 dots = 150mv).	BLACK

DISPLAY BEING REPLACED		REPLACEMENT	EXCEPTIONS	BEZEL COLOR
MODEL	PART NUMBER			
	787-6173-017	SA4550-400	INTERNAL LIGHTING AND DIMMING.NO EXPANDED LOCALIZER, STANDARD LOCALIZER ONLY (Full scale 2 dots = 150mv).STANDARD GLIDESLOPE (Full scale 2 dots = 150mv).	GRAY
	787-6173-018	SA4550-400	INTERNAL LIGHTING AND DIMMING.NO EXPANDED LOCALIZER, STANDARD LOCALIZER ONLY (Full scale 2 dots = 150mv).STANDARD GLIDESLOPE (Full scale 2 dots = 150mv).	GRAY
	787-6173-201	SA4550-401	INTERNAL LIGHTING AND DIMMING.NO EXPANDED LOCALIZER, STANDARD LOCALIZER ONLY (Full scale 2 dots = 150mv).STANDARD GLIDESLOPE (Full scale 2 dots = 150mv).	BLACK
	787-6173-202	SA4550-401	INTERNAL LIGHTING AND DIMMING.NO EXPANDED LOCALIZER, STANDARD LOCALIZER ONLY (Full scale 2 dots = 150mv).STANDARD GLIDESLOPE (Full scale 2 dots = 150mv).	BLACK
	787-6173-203	SA4550-400	INTERNAL LIGHTING AND DIMMING.NO EXPANDED LOCALIZER, STANDARD LOCALIZER ONLY (Full scale 2 dots = 150mv).STANDARD GLIDESLOPE (Full scale 2 dots = 150mv).	GRAY
	787-6173-204	SA4550-400	INTERNAL LIGHTING AND DIMMING.NO EXPANDED LOCALIZER, STANDARD LOCALIZER ONLY (Full scale 2 dots = 150mv).STANDARD GLIDESLOPE (Full scale 2 dots = 150mv).	GRAY
	787-6173-205	SA4550-401	INTERNAL LIGHTING AND DIMMING.NO EXPANDED LOCALIZER, STANDARD LOCALIZER ONLY (Full scale 2 dots = 150mv).STANDARD GLIDESLOPE (Full scale 2 dots = 150mv).	BLACK
	787-6173-206	SA4550-401	INTERNAL LIGHTING AND DIMMING.NO EXPANDED LOCALIZER, STANDARD LOCALIZER ONLY (Full scale 2 dots = 150mv).STANDARD GLIDESLOPE (Full scale 2 dots = 150mv).	BLACK
	787-6173-207	SA4550-400	INTERNAL LIGHTING AND DIMMING.NO EXPANDED LOCALIZER, STANDARD LOCALIZER ONLY (Full scale 2 dots = 150mv).STANDARD GLIDESLOPE (Full scale 2 dots = 150mv).	GRAY
	787-6173-208	SA4550-400	INTERNAL LIGHTING AND DIMMING.NO EXPANDED LOCALIZER, STANDARD LOCALIZER ONLY (Full scale 2 dots = 150mv).STANDARD GLIDESLOPE (Full scale 2 dots = 150mv).	GRAY
	787-6173-211	SA4550-401	INTERNAL LIGHTING AND DIMMING.NO EXPANDED LOCALIZER, STANDARD LOCALIZER ONLY (Full scale 2 dots = 150mv).STANDARD GLIDESLOPE (Full scale 2 dots = 150mv).	BLACK

DISPLAY BEING REPLACED		REPLACEMENT	EXCEPTIONS	BEZEL COLOR
MODEL	PART NUMBER			
	787-6173-212	SA4550-401	INTERNAL LIGHTING AND DIMMING.NO EXPANDED LOCALIZER, STANDARD LOCALIZER ONLY (Full scale 2 dots = 150mv).STANDARD GLIDESLOPE (Full scale 2 dots = 150mv).	BLACK
	787-6173-213	SA4550-400	INTERNAL LIGHTING AND DIMMING.NO EXPANDED LOCALIZER, STANDARD LOCALIZER ONLY (Full scale 2 dots = 150mv).STANDARD GLIDESLOPE (Full scale 2 dots = 150mv).	GRAY
	787-6173-214	SA4550-400	INTERNAL LIGHTING AND DIMMING.NO EXPANDED LOCALIZER, STANDARD LOCALIZER ONLY (Full scale 2 dots = 150mv).STANDARD GLIDESLOPE (Full scale 2 dots = 150mv).	GRAY
	787-6173-215	SA4550-401	INTERNAL LIGHTING AND DIMMING.NO EXPANDED LOCALIZER, STANDARD LOCALIZER ONLY (Full scale 2 dots = 150mv).STANDARD GLIDESLOPE (Full scale 2 dots = 150mv).	BLACK
	787-6173-216	SA4550-401	INTERNAL LIGHTING AND DIMMING.NO EXPANDED LOCALIZER, STANDARD LOCALIZER ONLY (Full scale 2 dots = 150mv).STANDARD GLIDESLOPE (Full scale 2 dots = 150mv).	BLACK
	787-6173-217	SA4550-400	INTERNAL LIGHTING AND DIMMING.NO EXPANDED LOCALIZER, STANDARD LOCALIZER ONLY (Full scale 2 dots = 150mv).STANDARD GLIDESLOPE (Full scale 2 dots = 150mv).	GRAY
	787-6173-218	SA4550-400	INTERNAL LIGHTING AND DIMMING.NO EXPANDED LOCALIZER, STANDARD LOCALIZER ONLY (Full scale 2 dots = 150mv).STANDARD GLIDESLOPE (Full scale 2 dots = 150mv).	GRAY
Collins ADI 84A	622-3594-001	SA4550-401	INTERNAL LIGHTING AND DIMMING.NO EXPANDED LOCALIZER, STANDARD LOCALIZER ONLY (Full scale 2 dots = 150mv).NO RISING RUNWAY, STANDARD GLIDESLOPE (Full scale 2 dots = 150mv).	BLACK
	622-3594-002	SA4550-401	INTERNAL LIGHTING AND DIMMING.NO EXPANDED LOCALIZER, STANDARD LOCALIZER ONLY (Full scale 2 dots = 150mv).NO RISING RUNWAY, STANDARD GLIDESLOPE (Full scale 2 dots = 150mv).	BLACK
	622-3594-003	SA4550-400	INTERNAL LIGHTING AND DIMMING.NO EXPANDED LOCALIZER, STANDARD LOCALIZER ONLY (Full scale 2 dots = 150mv).NO RISING RUNWAY, STANDARD GLIDESLOPE (Full scale 2 dots = 150mv).	GRAY
	622-3594-004	SA4550-400	INTERNAL LIGHTING AND DIMMING.NO EXPANDED LOCALIZER, STANDARD LOCALIZER ONLY (Full scale 2 dots = 150mv).NO RISING RUNWAY, STANDARD GLIDESLOPE (Full scale 2 dots = 150mv).	GRAY

DISPLAY BEING REPLACED		REPLACEMENT	EXCEPTIONS	BEZEL COLOR
MODEL	PART NUMBER			
	622-3594-005	SA4550-401	INTERNAL LIGHTING AND DIMMING.NO EXPANDED LOCALIZER, STANDARD LOCALIZER ONLY (Full scale 2 dots = 150mv).NO RISING RUNWAY, STANDARD GLIDESLOPE (Full scale 2 dots = 150mv).	BLACK
	622-3594-006	SA4550-401	INTERNAL LIGHTING AND DIMMING.NO EXPANDED LOCALIZER, STANDARD LOCALIZER ONLY (Full scale 2 dots = 150mv).NO RISING RUNWAY, STANDARD GLIDESLOPE (Full scale 2 dots = 150mv).	BLACK
	622-3594-007	SA4550-400	INTERNAL LIGHTING AND DIMMING.NO EXPANDED LOCALIZER, STANDARD LOCALIZER ONLY (Full scale 2 dots = 150mv).NO RISING RUNWAY, STANDARD GLIDESLOPE (Full scale 2 dots = 150mv).	GRAY
	622-3594-008	SA4550-400	INTERNAL LIGHTING AND DIMMING.NO EXPANDED LOCALIZER, STANDARD LOCALIZER ONLY (Full scale 2 dots = 150mv).NO RISING RUNWAY, STANDARD GLIDESLOPE (Full scale 2 dots = 150mv).	GRAY
	622-3594-011	SA4550-401	INTERNAL LIGHTING AND DIMMING.NO EXPANDED LOCALIZER, STANDARD LOCALIZER ONLY (Full scale 2 dots = 150mv).NO RISING RUNWAY, STANDARD GLIDESLOPE (Full scale 2 dots = 150mv).	BLACK
	622-3594-012	SA4550-401	INTERNAL LIGHTING AND DIMMING.NO EXPANDED LOCALIZER, STANDARD LOCALIZER ONLY (Full scale 2 dots = 150mv).NO RISING RUNWAY, STANDARD GLIDESLOPE (Full scale 2 dots = 150mv).	BLACK
	622-3594-013	SA4550-400	INTERNAL LIGHTING AND DIMMING.NO EXPANDED LOCALIZER, STANDARD LOCALIZER ONLY (Full scale 2 dots = 150mv).NO RISING RUNWAY, STANDARD GLIDESLOPE (Full scale 2 dots = 150mv).	GRAY
	622-3594-014	SA4550-400	INTERNAL LIGHTING AND DIMMING.NO EXPANDED LOCALIZER, STANDARD LOCALIZER ONLY (Full scale 2 dots = 150mv).NO RISING RUNWAY, STANDARD GLIDESLOPE (Full scale 2 dots = 150mv).	GRAY
	622-3594-015	SA4550-401	INTERNAL LIGHTING AND DIMMING.NO EXPANDED LOCALIZER, STANDARD LOCALIZER ONLY (Full scale 2 dots = 150mv).NO RISING RUNWAY, STANDARD GLIDESLOPE (Full scale 2 dots = 150mv).	BLACK
	622-3594-016	SA4550-401	INTERNAL LIGHTING AND DIMMING.NO EXPANDED LOCALIZER, STANDARD LOCALIZER ONLY (Full scale 2 dots = 150mv).NO RISING RUNWAY, STANDARD GLIDESLOPE (Full scale 2 dots = 150mv).	BLACK
	622-3594-017	SA4550-400	INTERNAL LIGHTING AND DIMMING.NO EXPANDED LOCALIZER, STANDARD LOCALIZER ONLY (Full scale 2 dots = 150mv).NO RISING RUNWAY, STANDARD GLIDESLOPE (Full scale 2 dots = 150mv).	GRAY

DISPLAY BEING REPLACED		REPLACEMENT	EXCEPTIONS	BEZEL COLOR
MODEL	PART NUMBER			
	622-3594-018	SA4550-400	INTERNAL LIGHTING AND DIMMING.NO EXPANDED LOCALIZER, STANDARD LOCALIZER ONLY (Full scale 2 dots = 150mv).NO RISING RUNWAY, STANDARD GLIDESLOPE (Full scale 2 dots = 150mv).	GRAY
Collins 329B-7R	792-6355-001	SA4550-600	INTERNAL LIGHTING AND DIMMING.NO FUNCTION SELECTOR SWITCH. NO EXPANDED LOCALIZER, STANDARD LOCALIZER ONLY (Full scale 2 dots = 150mv). STANDARD GLIDESLOPE (Full scale 2 dots = 150mv).	GRAY
	792-6355-002	SA4550-600	INTERNAL LIGHTING AND DIMMING. NO EXPANDED LOCALIZER, STANDARD LOCALIZER ONLY (Full scale 2 dots = 150mv). STANDARD GLIDESLOPE (Full scale 2 dots = 150mv).	GRAY
	792-6355-003	SA4550-600	INTERNAL LIGHTING AND DIMMING. NO EXPANDED LOCALIZER, STANDARD LOCALIZER ONLY (Full scale 2 dots = 150mv). STANDARD GLIDESLOPE (Full scale 2 dots = 150mv).	GRAY
	792-6355-004	SA4550-600	INTERNAL LIGHTING AND DIMMING. NO SCREW DRIVER PITCH TRIM ADJUSTMENT. NO EXPANDED LOCALIZER, STANDARD LOCALIZER ONLY (Full scale 2 dots = 150mv). STANDARD GLIDESLOPE (Full scale 2 dots = 150mv).	GRAY
Collins 329B-7R-1	622-0835-001	SA4550-600	INTERNAL LIGHTING AND DIMMING. NO FUNCTION SELECTOR SWITCH. NO EXPANDED LOCALIZER, STANDARD LOCALIZER ONLY (Full scale 2 dots = 150mv). STANDARD GLIDESLOPE (Full scale 2 dots = 150mv).	GRAY
	622-0835-002	SA4550-600	INTERNAL LIGHTING AND DIMMING. NO FUNCTION SELECTOR SWITCH. NO EXPANDED LOCALIZER, STANDARD LOCALIZER ONLY (Full scale 2 dots = 150mv). NO RISING RUNWAY, STANDARD GLIDESLOPE (Full scale 2 dots = 150mv).	GRAY
Collins 329B-7R-2	622-0836-001	SA4550-600	INTERNAL LIGHTING AND DIMMING. NO FUNCTION SELECTOR SWITCH. NO EXPANDED LOCALIZER, STANDARD LOCALIZER ONLY (Full scale 2 dots = 150mv). NO RISING RUNWAY, STANDARD GLIDESLOPE (Full scale 2 dots = 150mv).	GRAY
	622-0836-002	SA4550-600	INTERNAL LIGHTING AND DIMMING. NO FUNCTION SELECTOR SWITCH. NO EXPANDED LOCALIZER, STANDARD LOCALIZER ONLY (Full scale 2 dots = 150mv). NO RISING RUNWAY, STANDARD GLIDESLOPE (Full scale 2 dots = 150mv).	GRAY

DISPLAY BEING REPLACED		REPLACEMENT	EXCEPTIONS	BEZEL COLOR
MODEL	PART NUMBER			
	622-0836-003	SA4550-600	INTERNAL LIGHTING AND DIMMING. NO EXPANDED LOCALIZER, STANDARD LOCALIZER ONLY (Full scale 2 dots = 150mv). NO RISING RUNWAY, STANDARD GLIDESLOPE (Full scale 2 dots = 150mv).	GRAY
Collins 329B-7R-3	622-0837-001	SA4550-600	INTERNAL LIGHTING AND DIMMING. NO FUNCTION SELECTOR SWITCH. NO EXPANDED LOCALIZER, STANDARD LOCALIZER ONLY (Full scale 2 dots = 150mv). STANDARD GLIDESLOPE (Full scale 2 dots = 150mv).	GRAY
	622-0837-002	SA4550-600	INTERNAL LIGHTING AND DIMMING. NO FUNCTION SELECTOR SWITCH. NO EXPANDED LOCALIZER, STANDARD LOCALIZER ONLY (Full scale 2 dots = 150mv). STANDARD GLIDESLOPE (Full scale 2 dots = 150mv).	GRAY
	622-0837-003	SA4550-600	INTERNAL LIGHTING AND DIMMING. NO SCREW DRIVER PITCH TRIM ADJUSTMENT. NO EXPANDED LOCALIZER, STANDARD LOCALIZER ONLY (Full scale 2 dots = 150mv). STANDARD GLIDESLOPE (Full scale 2 dots = 150mv).	GRAY
Collins 329B-7R-4	622-0855-001	SA4550-600	INTERNAL LIGHTING AND DIMMING. NO FUNCTION SELECTOR SWITCH. NO EXPANDED LOCALIZER, STANDARD LOCALIZER ONLY (Full scale 2 dots = 150mv). NO RISING RUNWAY, STANDARD GLIDESLOPE (Full scale 2 dots = 150mv).	GRAY
	622-0855-002	SA4550-600	INTERNAL LIGHTING AND DIMMING. NO FUNCTION SELECTOR SWITCH. NO EXPANDED LOCALIZER, STANDARD LOCALIZER ONLY (Full scale 2 dots = 150mv). NO RISING RUNWAY, STANDARD GLIDESLOPE (Full scale 2 dots = 150mv).	GRAY
Collins 329B-7R-5	622-0856-001	SA4550-600	INTERNAL LIGHTING AND DIMMING. NO FUNCTION SELECTOR SWITCH. NO EXPANDED LOCALIZER, STANDARD LOCALIZER ONLY (Full scale 2 dots = 150mv). STANDARD GLIDESLOPE (Full scale 2 dots = 150mv).	GRAY
	622-0856-002	SA4550-600	INTERNAL LIGHTING AND DIMMING. NO FUNCTION SELECTOR SWITCH. NO EXPANDED LOCALIZER, STANDARD LOCALIZER ONLY (Full scale 2 dots = 150mv). STANDARD GLIDESLOPE (Full scale 2 dots = 150mv).	GRAY
Collins ADI 70C	622-4570-001	SA4550-501	INTERNAL LIGHTING AND DIMMING	BLACK
	622-4570-002	SA4550-501	INTERNAL LIGHTING AND DIMMING	BLACK

DISPLAY BEING REPLACED		REPLACEMENT	EXCEPTIONS	BEZEL COLOR
MODEL	PART NUMBER			
King KCI 310	066-3020-00	SA4550-701	INTERNAL LIGHTING AND DIMMING. NO EXPANDED LOCALIZER, STANDARD LOCALIZER ONLY (Full scale 2 dots = 150mv). STANDARD GLIDESLOPE (Full scale 2 dots = 150mv).	BLACK
	066-3020-01	SA4550-701	INTERNAL LIGHTING AND DIMMING. NO EXPANDED LOCALIZER, STANDARD LOCALIZER ONLY (Full scale 2 dots = 150mv). STANDARD GLIDESLOPE (Full scale 2 dots = 150mv). NO IAS INDICATOR.	BLACK
	066-3020-02	SA4550-701	INTERNAL LIGHTING AND DIMMING. NO EXPANDED LOCALIZER, STANDARD LOCALIZER ONLY (Full scale 2 dots = 150mv). STANDARD GLIDESLOPE (Full scale 2 dots = 150mv). NO VNAV INDICATOR.	BLACK
	066-3020-03	SA4550-700	INTERNAL LIGHTING AND DIMMING. NO EXPANDED LOCALIZER, STANDARD LOCALIZER ONLY (Full scale 2 dots = 150mv). STANDARD GLIDESLOPE (Full scale 2 dots = 150mv). NO VNAV INDICATOR.	GRAY
	066-3020-04	SA4550-700	INTERNAL LIGHTING AND DIMMING. NO EXPANDED LOCALIZER, STANDARD LOCALIZER ONLY (Full scale 2 dots = 150mv). STANDARD GLIDESLOPE (Full scale 2 dots = 150mv).	GRAY
	066-3020-05	SA4550-701	INTERNAL LIGHTING AND DIMMING. NO EXPANDED LOCALIZER, STANDARD LOCALIZER ONLY (Full scale 2 dots = 150mv). STANDARD GLIDESLOPE (Full scale 2 dots = 150mv).	BLACK
	066-3020-06	SA4550-701	INTERNAL LIGHTING AND DIMMING. NO EXPANDED LOCALIZER, STANDARD LOCALIZER ONLY (Full scale 2 dots = 150mv). STANDARD GLIDESLOPE (Full scale 2 dots = 150mv). NO VNAV INDICATOR.	BLACK
	066-3020-07	SA4550-700	INTERNAL LIGHTING AND DIMMING. NO EXPANDED LOCALIZER, STANDARD LOCALIZER ONLY (Full scale 2 dots = 150mv). STANDARD GLIDESLOPE (Full scale 2 dots = 150mv).	GRAY
	066-3020-08	SA4550-700	INTERNAL LIGHTING AND DIMMING. NO EXPANDED LOCALIZER, STANDARD LOCALIZER ONLY (Full scale 2 dots = 150mv). STANDARD GLIDESLOPE (Full scale 2 dots = 150mv). NO VNAV INDICATOR.	GRAY
	066-3020-09	SA4550-701	INTERNAL LIGHTING AND DIMMING. NO EXPANDED LOCALIZER, STANDARD LOCALIZER ONLY (Full scale 2 dots = 150mv). STANDARD GLIDESLOPE (Full scale 2 dots = 150mv).	BLACK
	066-3020-10	SA4550-701	INTERNAL LIGHTING AND DIMMING. NO EXPANDED LOCALIZER, STANDARD LOCALIZER ONLY (Full scale 2 dots = 150mv). STANDARD GLIDESLOPE (Full scale 2 dots = 150mv). NO VNAV INDICATOR.	BLACK

DISPLAY BEING REPLACED		REPLACEMENT	EXCEPTIONS	BEZEL COLOR
MODEL	PART NUMBER			
	066-3020-11	SA4550-701	INTERNAL LIGHTING AND DIMMING.	BLACK
	066-3020-12	SA4550-701	INTERNAL LIGHTING AND DIMMING.	BLACK
	066-3020-13	SA4550-700	INTERNAL LIGHTING AND DIMMING.	GRAY
	066-3020-14	SA4550-700	INTERNAL LIGHTING AND DIMMING.	GRAY
	066-3020-15	SA4550-701	INTERNAL LIGHTING AND DIMMING. NO EXPANDED LOCALIZER, STANDARD LOCALIZER ONLY (Full scale 2 dots = 150mv). STANDARD GLIDESLOPE (Full scale 2 dots = 150mv). NO VNAV INDICATOR. NO ANG ANNUNCIATOR.	BLACK
	066-3020-16	SA4550-701	INTERNAL LIGHTING AND DIMMING. NO EXPANDED LOCALIZER, STANDARD LOCALIZER ONLY (Full scale 2 dots = 150mv). STANDARD GLIDESLOPE (Full scale 2 dots = 150mv). NO VNAV INDICATOR. NO ANG ANNUNCIATOR.	BLACK
	066-3020-17	SA4550-700	INTERNAL LIGHTING AND DIMMING. NO EXPANDED LOCALIZER, STANDARD LOCALIZER ONLY (Full scale 2 dots = 150mv). STANDARD GLIDESLOPE (Full scale 2 dots = 150mv). NO VNAV INDICATOR. NO ANG ANNUNCIATOR.	GRAY
	066-3020-18	SA4550-700	INTERNAL LIGHTING AND DIMMING. NO EXPANDED LOCALIZER, STANDARD LOCALIZER ONLY (Full scale 2 dots = 150mv). STANDARD GLIDESLOPE (Full scale 2 dots = 150mv). NO VNAV INDICATOR. NO ANG ANNUNCIATOR.	GRAY
King KCI 310A	066-3082-00	SA4550-701	INTERNAL LIGHTING AND DIMMING. NO EXPANDED LOCALIZER, STANDARD LOCALIZER ONLY (Full scale 2 dots = 150mv). STANDARD GLIDESLOPE (Full scale 2 dots = 150mv).	BLACK
	066-3082-02	SA4550-701	INTERNAL LIGHTING AND DIMMING. NO EXPANDED LOCALIZER, STANDARD LOCALIZER ONLY (Full scale 2 dots = 150mv). STANDARD GLIDESLOPE (Full scale 2 dots = 150mv). NO VNAV INDICATOR.	BLACK
	066-3082-03	SA4550-700	INTERNAL LIGHTING AND DIMMING. NO EXPANDED LOCALIZER, STANDARD LOCALIZER ONLY (Full scale 2 dots = 150mv). STANDARD GLIDESLOPE (Full scale 2 dots = 150mv). NO VNAV INDICATOR.	GRAY
	066-3082-04	SA4550-700	INTERNAL LIGHTING AND DIMMING. NO EXPANDED LOCALIZER, STANDARD LOCALIZER ONLY (Full scale 2 dots = 150mv). STANDARD GLIDESLOPE (Full scale 2 dots = 150mv).	GRAY

DISPLAY BEING REPLACED		REPLACEMENT	EXCEPTIONS	BEZEL COLOR
MODEL	PART NUMBER			
	066-3082-05	SA4550-701	INTERNAL LIGHTING AND DIMMING. NO EXPANDED LOCALIZER, STANDARD LOCALIZER ONLY (Full scale 2 dots = 150mv). STANDARD GLIDESLOPE (Full scale 2 dots = 150mv).	BLACK
	066-3082-06	SA4550-701	INTERNAL LIGHTING AND DIMMING. NO EXPANDED LOCALIZER, STANDARD LOCALIZER ONLY (Full scale 2 dots = 150mv). STANDARD GLIDESLOPE (Full scale 2 dots = 150mv). NO VNAV INDICATOR.	BLACK
	066-3082-07	SA4550-700	INTERNAL LIGHTING AND DIMMING. NO EXPANDED LOCALIZER, STANDARD LOCALIZER ONLY (Full scale 2 dots = 150mv). STANDARD GLIDESLOPE (Full scale 2 dots = 150mv).	GRAY
	066-3082-08	SA4550-700	INTERNAL LIGHTING AND DIMMING. NO EXPANDED LOCALIZER, STANDARD LOCALIZER ONLY (Full scale 2 dots = 150mv). STANDARD GLIDESLOPE (Full scale 2 dots = 150mv). NO VNAV INDICATOR.	GRAY
	066-3082-11	SA4550-701	INTERNAL LIGHTING AND DIMMING.	BLACK
	066-3082-12	SA4550-701	INTERNAL LIGHTING AND DIMMING.	BLACK
	066-3082-13	SA4550-700	INTERNAL LIGHTING AND DIMMING.	GRAY
	066-3082-14	SA4550-700	INTERNAL LIGHTING AND DIMMING.	GRAY
	066-3082-15	SA4550-701	INTERNAL LIGHTING AND DIMMING. NO EXPANDED LOCALIZER, STANDARD LOCALIZER ONLY (Full scale 2 dots = 150mv). STANDARD GLIDESLOPE (Full scale 2 dots = 150mv). NO VNAV INDICATOR. NO ANG ANNUNCIATOR.	BLACK
	066-3082-16	SA4550-701	INTERNAL LIGHTING AND DIMMING. NO EXPANDED LOCALIZER, STANDARD LOCALIZER ONLY (Full scale 2 dots = 150mv). STANDARD GLIDESLOPE (Full scale 2 dots = 150mv). NO VNAV INDICATOR. NO ANG ANNUNCIATOR.	BLACK
	066-3082-17	SA4550-700	INTERNAL LIGHTING AND DIMMING. NO EXPANDED LOCALIZER, STANDARD LOCALIZER ONLY (Full scale 2 dots = 150mv). STANDARD GLIDESLOPE (Full scale 2 dots = 150mv). NO VNAV INDICATOR. NO ANG ANNUNCIATOR.	GRAY
	066-3082-18	SA4550-700	INTERNAL LIGHTING AND DIMMING. NO EXPANDED LOCALIZER, STANDARD LOCALIZER ONLY (Full scale 2 dots = 150mv). STANDARD GLIDESLOPE (Full scale 2 dots = 150mv). NO VNAV INDICATOR. NO ANG ANNUNCIATOR.	GRAY

Notes:

1. The SA4550 does not support attitude comparator IO for use in warning systems.
For attitude bootstrap output use replacement number SA4550-x3x instead of SA4550-x0x.
2. Either Gray or Black bezel color can be specified and is a suitable replacement.
Gray bezel specify SA4550-xx0
Black bezel specify SA4550-xx1